

Individual Report for for PHIL_110-0_26: Introduction to Philosophy (Morganna Lambeth)

Course and Teacher Evaluations CTEC Summer 2017

Project Audience 16

Responses Received 5

Response Ratio 31.2%

Report Comments

Course and Teacher Evaluations are intended solely for the use of faculty, staff and students of Northwestern University. Any reproduction, republication or redistribution of this site's content is prohibited without the express permission of Northwestern University.

For more information about the CTEC Guidelines please visit our website:
<http://www.northwestern.edu/ctec/guidelines/index.html>

Creation Date Mon, Sep 18, 2017

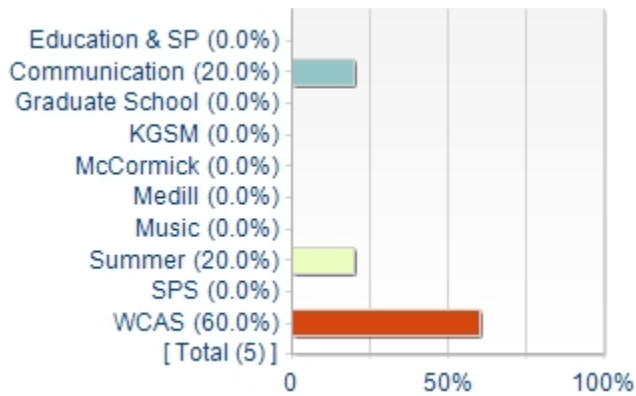
Northwestern University

Course Evaluations

Instructor	Course
Morganna Lambeth	PHIL_110-0_26: Introduction to Philosophy

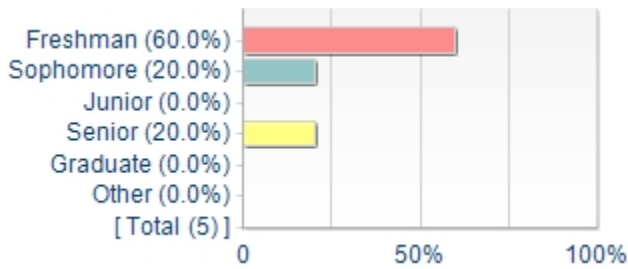
DEMOGRAPHICS

Your School



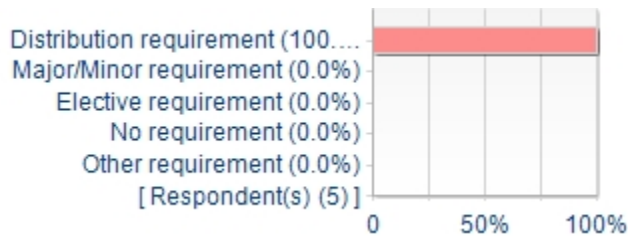
Options	Count	Percentage
Education & SP	0	0.0%
Communication	1	20.0%
Graduate School	0	0.0%
KGSM	0	0.0%
McCormick	0	0.0%
Medill	0	0.0%
Music	0	0.0%
Summer	1	20.0%
SPS	0	0.0%
WCAS	3	60.0%

Your Class



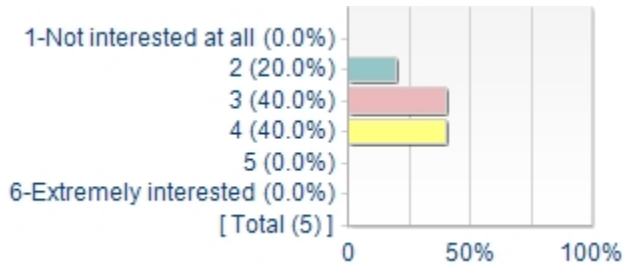
Options	Count	Percentage
Freshman	3	60.0%
Sophomore	1	20.0%
Junior	0	0.0%
Senior	1	20.0%
Graduate	0	0.0%
Other	0	0.0%

What is your reason for taking the course? (mark all that apply)



Options	Count	Percentage
Distribution requirement	5	100.0%
Major/Minor requirement	0	0.0%
Elective requirement	0	0.0%
No requirement	0	0.0%
Other requirement	0	0.0%
Respondent(s)	5	

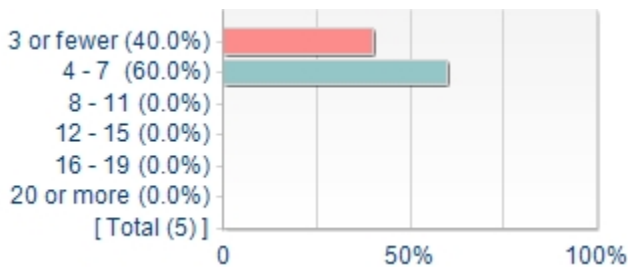
What was your Interest in this subject before taking the course?



Options	Count	Percentage
1-Not interested at all	0	0.0%
2	1	20.0%
3	2	40.0%
4	2	40.0%
5	0	0.0%
6-Extremely interested	0	0.0%

TIME-SURVEY QUESTION

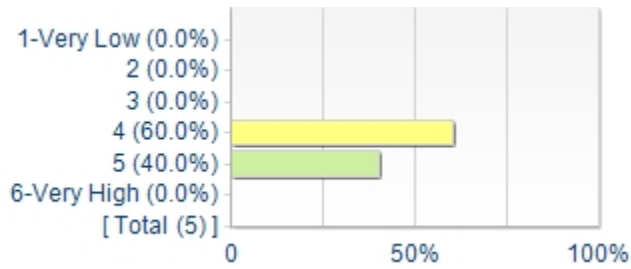
Estimate the average number of hours per week you spent on this course outside of class and lab time.



Options	Count	Percentage
3 or fewer	2	40.0%
4 - 7	3	60.0%
8 - 11	0	0.0%
12 - 15	0	0.0%
16 - 19	0	0.0%
20 or more	0	0.0%

COURSE QUESTIONS

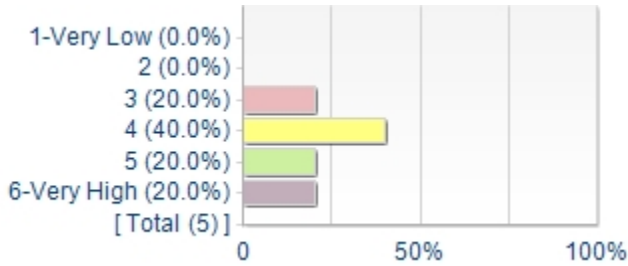
Provide an overall rating of the course.



Options	Score	Count	Percentage
1-Very Low	1	0	0.0%
2	2	0	0.0%
3	3	0	0.0%
4	4	3	60.0%
5	5	2	40.0%
6-Very High	6	0	0.0%

Statistics	Value
Response Count	5
Mean	4.40
Median	4.00
Standard Deviation	0.55

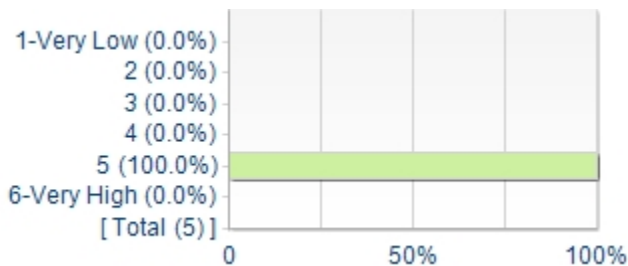
Estimate how much you learned in the course.



Options	Score	Count	Percentage
1-Very Low	1	0	0.0%
2	2	0	0.0%
3	3	1	20.0%
4	4	2	40.0%
5	5	1	20.0%
6-Very High	6	1	20.0%

Statistics	Value
Response Count	5
Mean	4.40
Median	4.00
Standard Deviation	1.14

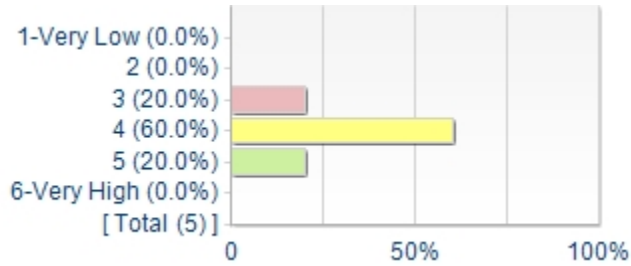
Rate the effectiveness of the course in challenging you intellectually.



Options	Score	Count	Percentage
1-Very Low	1	0	0.0%
2	2	0	0.0%
3	3	0	0.0%
4	4	0	0.0%
5	5	5	100.0%
6-Very High	6	0	0.0%

Statistics	Value
Response Count	5
Mean	5.00
Median	5.00
Standard Deviation	0.00

Rate the instructional materials (texts, audiovisual materials, etc.) used in this course.

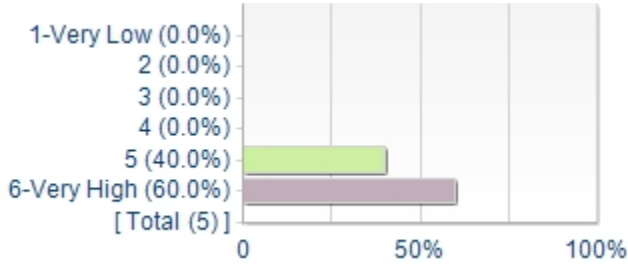


Options	Score	Count	Percentage
1-Very Low	1	0	0.0%
2	2	0	0.0%
3	3	1	20.0%
4	4	3	60.0%
5	5	1	20.0%
6-Very High	6	0	0.0%

Statistics	Value
Response Count	5
Mean	4.00
Median	4.00
Standard Deviation	0.71

INSTRUCTOR QUESTIONS

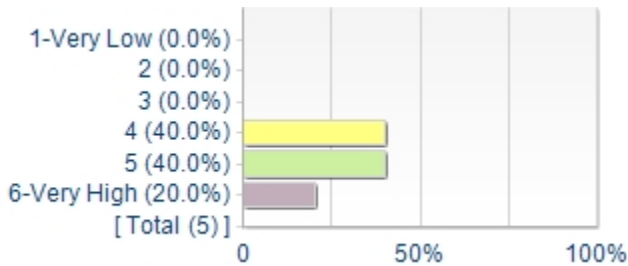
Provide an overall rating of the instruction.



Options	Score	Count	Percentage
1-Very Low	1	0	0.0%
2	2	0	0.0%
3	3	0	0.0%
4	4	0	0.0%
5	5	2	40.0%
6-Very High	6	3	60.0%

Statistics	Value
Response Count	5
Mean	5.60
Median	6.00
Standard Deviation	0.55

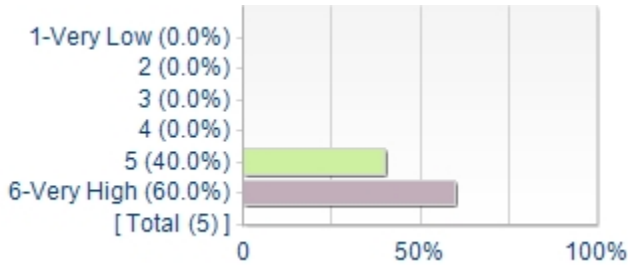
Rate the effectiveness of the instructor in stimulating your interest in the subject.



Options	Score	Count	Percentage
1-Very Low	1	0	0.0%
2	2	0	0.0%
3	3	0	0.0%
4	4	2	40.0%
5	5	2	40.0%
6-Very High	6	1	20.0%

Statistics	Value
Response Count	5
Mean	4.80
Median	5.00
Standard Deviation	0.84

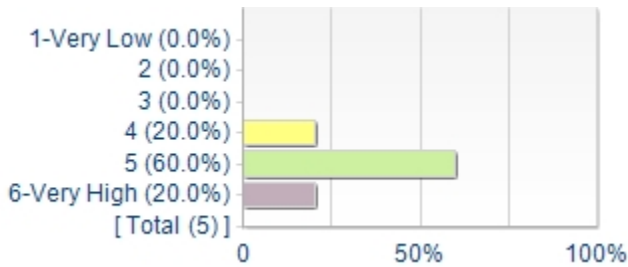
Rate how well prepared the instructor was for the class.



Options	Score	Count	Percentage
1-Very Low	1	0	0.0%
2	2	0	0.0%
3	3	0	0.0%
4	4	0	0.0%
5	5	2	40.0%
6-Very High	6	3	60.0%

Statistics	Value
Response Count	5
Mean	5.60
Median	6.00
Standard Deviation	0.55

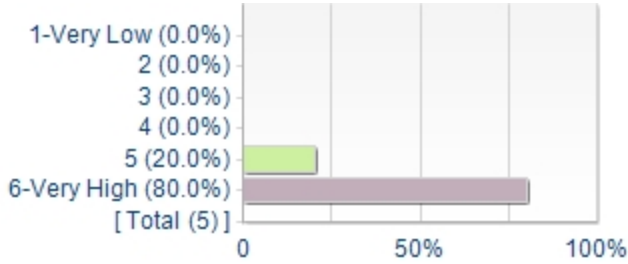
Rate the effectiveness with which the instructor communicated course content and ideas.



Options	Score	Count	Percentage
1-Very Low	1	0	0.0%
2	2	0	0.0%
3	3	0	0.0%
4	4	1	20.0%
5	5	3	60.0%
6-Very High	6	1	20.0%

Statistics	Value
Response Count	5
Mean	5.00
Median	5.00
Standard Deviation	0.71

Rate the instructor's enthusiasm in teaching this class.



Options	Score	Count	Percentage
1-Very Low	1	0	0.0%
2	2	0	0.0%
3	3	0	0.0%
4	4	0	0.0%
5	5	1	20.0%
6-Very High	6	4	80.0%

Statistics	Value
Response Count	5
Mean	5.80
Median	6.00
Standard Deviation	0.45

OPEN-ENDED QUESTIONS

Did the course help you learn? Why or why not?

Comments

Yes, it was very interesting to tackle each philosopher and learn about their background and views. Studying for the final and learning about the philosophers was a bit overwhelming but it was fine once I tackled the work.

Yes- learned the basics of the subject of philosophy and the fundamental principles of the most infamous philosophers.

Yes, it helped me learn more about the history of philosophy.

Please summarize your reaction to this course focusing on the aspects that were most important to you.

Comments

Honestly, I didn't know what to expect from this class, but it was surprisingly entertaining - the debates were really lively and everyone was really into it. The reading was definitely no joke, but since we had a couple days to bite into it, it was fine in the end. I just had to really stay on top of the work. The classes were enjoyable and really helpful.

The course was very intense and challenging and moved quickly. There was reading every night and it was a little tough understanding some of the material. Also, there was just a lot of information given to you in the course that wasn't even on the final exam. But, overall the class was interesting.

What are the primary teaching strengths of the instructor?

Comments

Interesting powerpoint slides and really went over the reading that was for today, which clarified a lot of things that I was wondering. Activities were well planned and enjoyable. Very available through email and is super helpful - sometimes I feel like I can't email teachers with questions because I feel like I'm bothering them, but Morganna was super understanding and gave really helpful feedback. The two hours and a half class seemed really overwhelming at first but I really enjoyed class!

Keeps class engaged and is open to various viewpoints from all students!

intelligent, passionate about the subject, encourages everyone to offer their interpretations and tries to answer every single question asked so that everyone understands, clear and engaging lectures

Morganna really broke down the material for us to understand. She always made sure everybody was on the same page before to went to the next topic. She was very nice and was always willing to help, especially on papers.

What are the primary weaknesses, if any, of the instruction?

Comments

Powerpoints are too lengthy to take quality handwritten notes while still taking notes on in class discussion.

Can you offer suggestions for improvement?

Comments

The one thing I would say would be if someone is still struggling with a concept after the second attempt at explaining it, maybe direct them to office hours so we don't end up spending so long on one person's explanation in class (as occasionally happened)